

Content
Patel
S.I.



IJCPS Journal
An International Journal of Chemical and
Physical Sciences, ISSN:2319-6602

Home | Editorial Board | Subscriptions | Contact Us

S. J. Patel
19-15

Welcome to IJCPS (ISSN:2319-6602)

Select Language ▼

(NCSC-2015)
logy (APST-2015)

[Click here to download APST-15 Conference Brochure](#)

- HOME
- ABOUT IJCPS
- PUBLISHERS
- EDITORIAL BOARD
- SUBSCRIPTION
- CONTACT US
- EDITORIAL BOARD



An International peer reviewed bi-monthly journal of Chemical and Physical Sciences. ISSN:2319-6602.

It is the only journal in the world which publishes research papers, review papers, review articles, technical reports, mini review and short communications in all aspects of all fields of Chemical Sciences like Organic Chemistry, Green Chemistry, Photochemistry, inorganic Chemistry, Physical Chemistry, Industrial Chemistry, Biochemistry, Environmental Chemistry, Agricultural & Soil Chemistry, Analytical Chemistry, Polymer Chemistry, Macromolecular Chemistry, Petroleum Chemistry, Forensic Chemistry and Phytochemistry as well as all aspects of Chemical Engineering etc. In the fields of Physical Sciences all Physics including artificial intelligence, neural processing, nuclear and particle physics, geophysics, physics in medicine and biology, plasma physics, semiconductor science and technology, wireless and optical communications, materials science All articles published in IJCPS are peer-reviewed.

Impact Factor

SJIF Impact Factor

3.799

Universal Impact Factor

1.0289

ISRA Impact Factor

0.956

International Impact Factor Services




for our IJCPS Journal

Invitation for Editorial Team

We wish that all our editors should be a fellow members of our International Journal of Chemical and Physical Sciences. Please go to Subscription page for Membership details.

Latest Issue



Author's Instructions

To submit your valuable research / knowledge as manuscript for forthcoming issue of IJCPS, following Instructions should be followed for preparing manuscript of your paper.

- Format of Manuscript
- How to Submit - Instruction
- Content required for submission
- Processing of Manuscript
- Submission Prerequisites
- Online Submission

Journal Indexing

IJCPS is Indexed in following
Renowned Databases



This work is licensed under a
Creative Commons Attribution 3.0 Unported License



S. J. Patel
19-15



IJCPS Journal
An International Journal of Chemical and
Physical Sciences, ISSN:2319-6602

Welcome to IJCPS (ISSN:2319-6602) [Select Language](#) ▼

(NCSC-2015)
logy (APST-2015)

[Click here to download APST-15 Conference Brochure](#)

JOURNAL MODELING

SPECIAL ISSUE

MANUSCRIPTS

EDITORIAL BOARD

SUBSCRIPTIONS

AUTHOR GUIDELINE

EDITORIAL TEAM

HAPPY
NEW YEAR

An International peer reviewed bi-monthly journal of Chemical and Physical Sciences, ISSN:2319-6602. It is the only journal in the world which publishes research papers, review papers, review articles, technical reports, mini review and short communications in all aspects of all fields of Chemical Sciences like Organic Chemistry, Green Chemistry, Photochemistry, Inorganic Chemistry, Physical Chemistry, Industrial Chemistry, Biochemistry, Environmental Chemistry, Agricultural & Soil Chemistry, Analytical Chemistry, Polymer Chemistry, Macromolecular Chemistry, Petroleum Chemistry, Forensic Chemistry and Phytochemistry as well as all aspects of Chemical Engineering etc. In the fields of Physical Sciences all Physics including artificial intelligence, neural processing, nuclear and particle physics, geophysics, physics in medicine and biology, plasma physics, semiconductor science and technology, wireless and optical communications, materials science All articles published in IJCPS are peer-reviewed.

Impact Factor

SJIF Impact Factor

3.799

Universal Impact Factor

1.0289

ISRA Impact Factor

0.956

International Impact Factor Services




for our IJCPS Journal

Invitation for Editorial Team



We wish that all our editors should be a fellow members of our International Journal of Chemical and Physical Sciences. Please go to Subscription page for Membership details.

Latest Issue



Author's Instructions

To submit your valuable research / knowledge as manuscript for forthcoming issue of IJCPS, following Instructions should be followed for preparing manuscript of your paper.

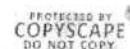
- Format of Manuscript
- How to Submit - Instruction
- Content required for submission
- Processing of Manuscript
- Submission Prerequisites
- Online Submission

Journal Indexing

IJCPS is Indexed in following
Renowned Databases



This work is licensed under a
Creative Commons Attribution 3.0 Unported License





IJCPS Journal

An International Journal of Chemical and Physical Sciences, ISSN: 2319-6602

HOME

ABOUT US

EDITORIAL BOARD

SUBSCRIPTIONS

ADVERTISEMENTS

CONTACT US

Welcome to Advisory Board

Become a part of Our Editorial Team

You can become the part of our Editorial Team initially by registering your membership as Associate Editor or Advisory Board Member. After successful contribution over period of one year you can become Member of Editorial Board.

Journal Indexing

IJCPS is Indexed in following Renowned Databases

<http://www.ijcps.org/special4.html>

Home

About Us

Editorial Board

Author Guidelines


Contact Us

Special Issue of IJCPS : V3, Sp3, NCETNN-2014

The Special Issue of our International Journal of Chemical and Physical Sciences is just published for the month of January 2015. The readers and viewers are requested to refer the index given below for Articles / Papers Published in this issue.

IJCPS Vol. 3, Special Issue -NCETNN-Dec 2014, ISSN:2319-6602
Journal Cover and Table of Content

Paper No.	Title	Page No.
1	Synthesis of Ferric Oxide Nanoparticles for Gas Sensors Using Screen Printed Thick Films Author: C. G. DIGHAVKAR	1-6
2	Durable Multifunctional Cellulose Using Copper Nanoparticles Author: JAVED SHEIKH, M.D. TELI	7-12
3	Temperature and Field Dependence of Thermally Stimulated Discharge Current in Polymer Nanocomposite Electret Author: A. JOY SINGH	13-19
4	Growth, Morphology and Spectral Study of Gel Grown Copper Iodate Crystals Author: K. D. GIRASE, D. K. SAWANT, S. B. GIRASE, K. S. CHAUDHARI, D. S. BHAVSAR	20-24
5	Influence of Cu, Ce-doping on Gas Sensing Properties of Nanocrystalline SnO ₂ thick Films Author: K.N. BAGAL, L.K. BAGAL, I.S. MULLA, S.S. SURYAVANSHI	25-33
6	Gas Sensitivity of Cu ₂ S Thin Films by CBD Route Author: M. S. SHINDE AND R. S. PATIL	34-43
7	Structural and Optical Properties of nc-a TiO ₂ films for Dye Sensitized Solar Cell Author: M.T. SARODE, Y. B. KHOLLAM, S. D. GUNJAL, P.N. SHELKE, B. B. KALE, K. C. MOHITE	44-49
8	Synthesis of nano ZnO Material by Chemical Route and its Physical Characterization Author: M. K. DEORE, N. U. PATIL	50-56
9	Optical Properties of DC Electrochemically Deposited Nanowired Co ₃ O ₄ films Author: P. N. SHELKE, Y. B. KHOLLAM, S. D. GUNJAL, M. T. SARODE, M. G. CHASKAER, K. C. MOHITE	57-64
10	Effect of Chemically Modified Nano Zirconia Addition on Properties of LLDPE/LDPE/PLA/MA-g-PE Bio-nanocomposite Blown Films for Packaging Applications Author: RAHUL KUMAR, PRADEEP UPADHYAYA AND NAVIN CHAND	65-76
11	Antibacterial activity of Copper Nano-particles against pathogenic bacteria Author: A. R. SAWANT, R. R. RAUT, T. D. PATIL, RUCHI R. MALWADE	77-82
12	Effect of Volume Spray Rate on Highly Conducting Spray Deposited Fluorine Doped SnO ₂ Thin Films Author: Dr.R.N. ARLE, B.L.KHATIK	83-88
13	Eco-friendly Green Biosynthesis of Silver nanoparticles (Ag-NPs) Author: S. U. EKAR, Y. B. KHOLLAM, R. S. MANE, and S. S. JADHAV	89-93
14	Dielectric Properties and Magnetoelectric Effect of BaTiO ₃ - Ni _{0.94} Co _{0.01} Mn _{0.05} Fe ₂ O ₄ Composites Author: S. A. LOKARE, Y. B. KHOLLAM	94-101
15	Solar Cell Properties of CdS/CdTe Heterojunctions Prepared by	102-108



Libraries Directory

Libraries Directory Indexing



	using Spray Pyrolysis Technique	
	Author: S. D. GUNJAL, Y. B. KHOLLAM, M. T. SARODE, S. A. AROTE, P. N. SHELKE, K. C. MOHITE	
16	Optical, Structural and Surface Morphology Properties of PbSe Thin Film Deposited By Chemical Bath Deposition	109-113
	Author: H. K. SADEKAR	
17	Microbial Analysis of the Drinking Water of Manchar Town Water Supply	114-122
	Author: S. D. SHINDE	
18	Structural, Morphological and Optical Study of Strontium Iodate Crystals Grown in Silica Gel	123-130
	Author: NANDRE S. J., SHITOLE S. J. and AHIRE R. R.	
19	Studies on Bionano Aerosol of the College Library Environment	131-135
	Author: PATEL S. I.	
20	The Photocurrent Studies of ZnTe Thick Films as a Function of Different Parameters.	136-140
	Author: U. P. SHINDE	

✓ [Click here to download / preview the index of current issue](#)

Invitation from IJCPS

We wish that all our editors should be a fellow members of our International Journal of Chemical and Physical Sciences. Please go to Subscription page for Membership details.



Studies on Bionano Aerosol of the College Library Environment

PATEL S.I.

Arts, Science and Commerce College, Ozar (MIG), Nashik, India 422 206.
Email: drsipatel@hotmail.com

Abstract

The studies were undertaken to identify and to find out the concentration of the various aero allergenic bio particles in the indoor environment of the College library. The aeroflora of indoor and outdoor environment of library in Ozar (MIG) College was investigated for the period of six months from October 2013 to March 2014 by Himedia Petri plate air sampler No. LA-030 with Himedia readymade Rose Bengal Chloramphenicol Agar culture plates techniques. The air sampling in the library environment reveals variety of air borne nano particles including dust, insect scales, scars of rodents, lignocellulosic hairs, spores of lower and higher plants including the fungal spores. There were total 18 air borne fungal colonies were isolated and identified in the ambient air of college library. *Aspergillus* (28.57% and 17.48%), *Penicillium* (4.29% and 8.90%) and *Cladosporium* (12.44% and 13.29%) were found to be all time occurrence and shown predominance in the outside and inside the library environment respectively. Lignocellulosic degrading fungus like *Chaetomium* (2.86% and 7.06%) was also recorded in high humid and low temperature conditions, *Alternaria*, *Fusarium*, *Helminthosporium*, *Trichoderma*, *Rhizopus*, *Curvularia*, *Tetraploa*, *Periconia*, *Stemphyllum* and some unidentified colonies were recorded in high concentration during the investigation with little variation in their concentration. Repeated exposure to the library environment causes some health hazards like sneezing, watery eyes, coughing and uneasy feelings in some sensitive individuals which is in relation with the meteorological parameters and concentration of allergic spores present in the ambient air of the library.

Keywords: Library, Bionano, Airborne fungi, Weather conditions

Introduction

Libraries are the main information and knowledge centres for the educational institutes. Due to suspended air borne particles in the library environment, both the readers and books get infected at more or less percentage. The enclosed environment of the library offer unique substrate such as binding glue, paper and other organic material which support the active fungal growth. Because of light weight and microscopic nature, the spores of fungi remain suspended in the air for long period. The concentration of these bioparticles shows great variation from time, season, altitude and weather conditions (Lacey 1991). Today, more than 300 million of the world population is known to suffer from one or other allergic ailments affecting the socioeconomic quality of the life. The respiratory allergy is the most severe disorder including asthma, rhinitis, dermatitis, hay fever, skin rashes, sneezing, coughing, running nose, watering eyes etc. The major causative agents for the respiratory allergy are pollen grains, fungal spores, dust, mites, insect debris etc (Pande 2012).



Since the study of allergic aerospora of library environment is of great importance and continuous exposure to the library causes the respiratory disorders, A very meagre studies were reported on similar matter (Burge 1978, Vittal 1985, Tripathi 1987, Singh 1990, Agashe 1991, Verma 1996, Tilak 1997, Saoji 1997, Giri 2012,) hence the present work is undertaken to study the allergic air borne fungal spores in the ambient air of library.

Material and method

The town Ozar (MIG), Maharashtra, is well known for its grape and onion production and similarly for air craft production at Hindustan Aeronautics Limited. The arts, Science and Commerce College, Ozar (MIG) was established along with central library in the year 1984. The total carpet area of the library is 1901 sq. fts consisting total 24,130 valuable books including text, reference books, periodicals and journals worth of Rs.27, 38018/- up to year March 2014. The books are arranged subject wise and kept on open and closed steel racks keeping 3" distance between the racks.

The air sampling in the College library was done by using Himedia air sampler No. 030 with ready made Himedia Rose Bengal Chloramphenicol nutrient media plates. The air sampler was loaded with nutrient media plates and placed on the reading table for 10 minutes every forth night between 11.00 am to 11.30 am, i. e during peak hours of book transactions. The sampling of the air was done outside and inside the library environment from the months of October 2013 to March 2014. After the exposure, the petriplates are brought to the botany laboratory for the incubation at the temperature 25-27 °C for 4-5 days. The Colony Forming Units (CFU) were counted and Total Fungal Counts (TFC) were expressed as Colony Forming Units per cubic meter of air (CFUs/M³)


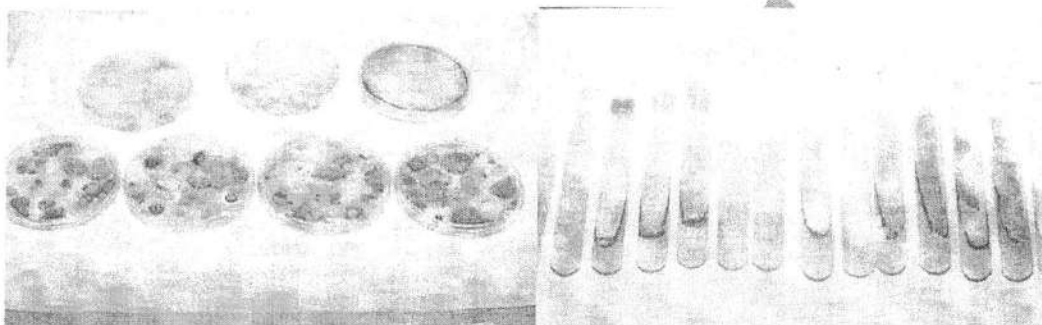
The fungal colonies detected per unit volume of air is calculated as under

$$\text{CFUs/M}^3 = \frac{\text{Number of Colonies on nutrient medium plates (N C)} \times 25}{\text{Sampling time in minus (T)}}$$

After the incubation period of 5-6 days the colonies were appeared on the nutrient medium petriplates. These colonies were counted and identified up to genus level with the help of available literature (Barnett, Tilak and Inswarth et al.)

Results and discussion

Studies reveals the total 18 types of fungal colonies recorded in the ambient air of the library. High concentration of fungal colonies were recorded in the library environment (326) than outside the library. Highest concentration of colonies was recorded to be of *Aspergillus* (inside 28.57 % and outside 17.485 %). *Cladosporium* (13.19% and 12.14 %), *Penicillium* (8.9 % and 4.29%) , *Helminthosporium* (6.13 % and 5.0%) and *Alternaria* (4.29% and 7.86%) to the total colonies recorded inside and the outside the library environment respectively.



As indicated by Nandimathan (1995) and Tripathi (1987) the present studies also reveals high concentration of fungal colonies during the high humid, low temperature conditions in the month of December 2013 and January 2014 than in high temperature and low humid conditions in the month of February and March 2014. Since the study of allergic airospora of library environment is of great importance and continuous exposure to the library causes the respiratory disorders, A very meagre studies were reported on similar matter (Tilak S T (1982), Verma K S (1987), Tripathi S N (1987), Nandimathan (1995), Shaney (2001), Sharma (2004), Tiwari K L (2004) and Mujumdar (2005).

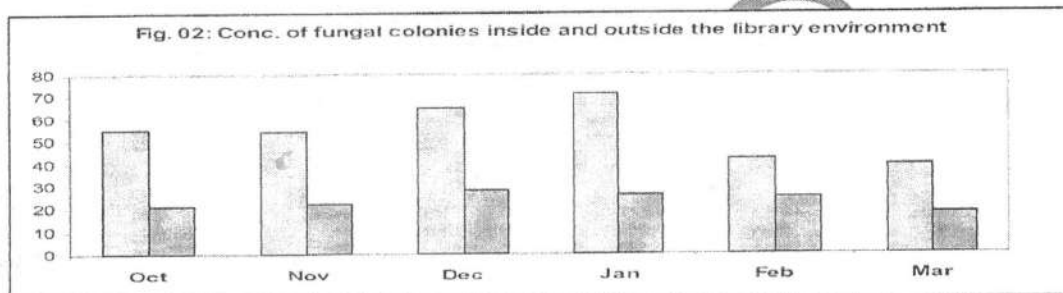
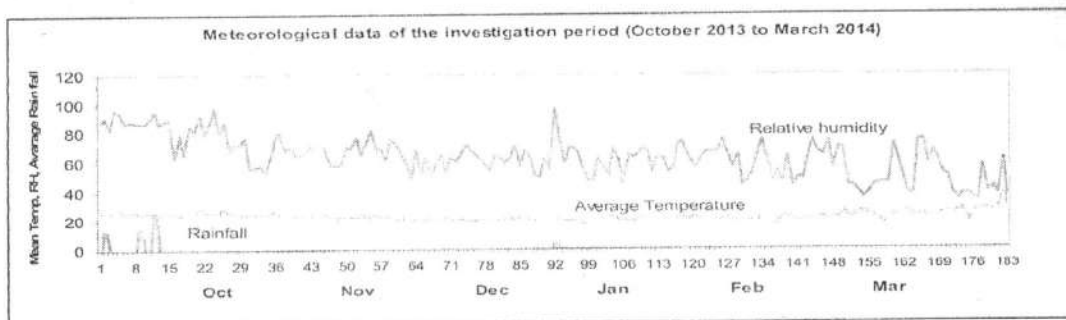
In addition to the cellulose, the paper also contains the lignin, hemicellulose, pectin, waxes, tannins and minerals useful for the fungal growth. Beside the impurities formed during the paper production are helpful for the nutrition of fungi (Tilak S T 1985). The cellulytic activity of some paper deteriorating fungi produces endogluconase enzymes which damages the paper quality of the library book (Verma K S



1987) indicate the role of fungi in book deterioration. Agashe (1991) also reported 23 types of fungal colonies in the indoor environment of library at Bengaluru. Giri S K (2012) reported 36 fungal spore types from the ambient air of library at Nagpur adding highest concentration of *Aspergillus*, *Cladosporium*, *Alternaria* and *Rhizopus* spores. Predominance of *Aspergillus* and *Cladosporium* in the present studies is in relation with the reports of Vittal (1985) and Singh (1990).

Table : 01

Sr No	Fungal colony	Number of colonies recorded on Petri plates (Out side the library)									Number of colonies recorded on Petri plates (Inside the library)								
		Oct	Nov	Dec	Jan	Feb	Mar	Total	% Conc	CFU /M3	Oct	Nov	Dec	Jan	Feb	Mar	Total	% Conc	CFU /M3
1	<i>Alternaria</i> Nees.	2	3	2	2	-	2	11	7.86	39.29	3	4	1	2	1	3	14	2.29	0.00
2	<i>Aspergillus</i> Mich.Ex.Fr.	3	3	7	10	12	5	40	28.57	142.86	12	7	11	12	7	8	57	7.48	03.57
3	<i>Cercospora</i> Fries.	-	-	2	2	1	1	6	4.29	21.43	3	2	2	-	2	9	2.76	2.14	
4	<i>Chaetomium</i> Kunze Ex Fr	-	-	-	2	1	1	4	2.86	14.29	3	5	4	6	3	2	23	0.06	2.14
5	<i>Cladosporium</i> Link.	2	4	5	3	2	1	17	12.14	60.71	12	3	10	11	4	3	43	3.19	53.57
6	<i>Curvularia</i> Boed.	-	-	-	2	1	3	3	2.14	10.71	-	-	3	4	1	-	8	2.45	8.57
7	<i>Epicoccum</i> Link.	-	-	-	2	-	2	2	1.43	7.14	2	1	-	2	1	1	7	2.15	5.00
8	<i>Fusarium</i> Link..	2	1	-	-	-	3	3	2.14	10.71	3	2	4	3	5	4	21	3.44	5.00
9	<i>Helminthosporium</i> Link	-	1	2	1	2	1	7	5	25.00	2	4	6	4	3	1	20	3.13	1.43
10	<i>Nigrospora</i> Zimm.	-	-	2	1	1	-	4	2.86	14.29	-	-	1	1	2	-	4	2.23	4.29
11	<i>Penicillium</i> Link	3	2	1	-	-	6	6	4.29	21.43	3	5	7	8	4	2	29	3.9	03.57
12	<i>Phoma</i> Desm.	-	-	-	-	-	-	0	0	0.00	-	1	-	-	-	1	0.31	0.57	
13	<i>Periconia</i> Tode Ex Schw	-	-	-	1	1	-	2	1.43	7.14	-	1	2	1	1	-	5	0.53	7.86
14	<i>Pringsheimia</i> Schultz.	-	1	-	-	-	1	1	0.71	3.57	-	-	-	1	1	-	2	0.61	1.4
15	<i>Rhizopus</i> Enrenb.	2	-	1	-	2	2	8	5.71	28.57	3	5	2	3	1	-	14	2.29	0.00
16	<i>Stemphyllum</i> Weber	2	1	3	1	-	7	7	5	25.00	2	5	3	7	2	1	20	3.13	1.43
17	<i>Trichoderma</i> Persoon	2	1	1	-	-	4	4	2.86	14.29	3	4	2	2	4	5	20	3.13	1.43
18	Unclassified Group	3	4	2	1	1	4	15	10.71	53.57	4	5	7	4	2	7	29	3.9	03.57
	Total	21	22	28	26	25	18	140	100	500.00	55	54	65	71	42	39	326	00	164.2



The cellulose degrading fungi like *Chaetomium* was also recorded (7.6% and 2.86 %) indicating the threat to the stored books in the library environment. The studies inside and outside the library environment is of great importance since the library environment is loaded with the biopollutants that can be harmful to the health of the library users, beside reducing the life of books (Agashe S N 1991)

References

- [1] Barnett, H.L. and Hunter, B.B, *Burgess. Co. Minneapolis, Minnesota, U.S.A*, 1972,
- [2] Burge H A, *Journ. Allergy clinical immunology*, 1991, **26** :05, 687-701
- [3] Lacey, J, *D I, Oxford and IPH publishing Co. Ltd, New Delhi*, 1991: 236-39
- [4] Mujumdar M R and Surendra Hazare , *Ind. Journ. Aerobiol*, 2005,**13**: 398-403.
- [5] Nandimuthan and Vittal B P R, *Ind. Journ. Aerobiol*, 1995, 8:12-16.
- [6] Pande B.N, *Bionano frontier*, 2012, **5** : 2, 164-169.
- [7] Saoji A A and Giri S K, *5th Inter. Conf. on Aerobiology Abstr.* 1997.211-218..
- [8] Shaney, Manju and Purwar, *Ind. Journ. Aerobiol.* ,2001,**14**: 20-23.
- [9] Sharma K B and Basumaitrai, *Ind. Journ. Aerobiol.* 2004, **14**: 35-43.
- [10] Singh A B, Chatarji. M, Singh B P and Gangal S V, *Ind. Journ. Aerobiol*, 1990, **3**: 1&2, 32-38.
- [11] Tilak, S.T, *Vaijanti Prakashan, Aurangabad*, 1989, 321
- [12] Tilak S T, Pillai S G and Saibaba, *Proc. 1st Nat. Conf. Env. Biol*, 1982, 173-177.
- [13] Tiwari K L, Jadhav S K and Saluja P, *Garden, Research Link*, 2004, **14**:III 4, 145-148
- [14] Tripathi S N, *Proceedings, Water, air and soil pollution*, 1987, **34**: 125-134.
- [15] Verma K S and Khare K, *Atmosheric biopollution. Ed. N Chandra*, 1987, 193-197.
- [16] Vittal B P R and Glori A L, *Grana*, 1985, **24**: 129-132.